


Practicing Speech Sounds In Words


ACTIVITIES & TASKS

1



Name a picture then have a **turn** in a **motivating** game. For example: Pop up pirate, Hangman, Snake & Ladders, Mr potato head, Puzzles, Building a tower.

2




Make up **two sets** of the targeted word pictures and play "pairs". Take **turns** with the child to turn over two **pictures** to find a matching pair. Each time a player turns over a picture, they need to say the word.

3

Shake a dice or spin a spinner and say your **word** that many times.



4




Put **paper clips** on your pictures. Use a **magnet** to pick up a picture, then say the word.

5



Hide the words around the room. Name the word you find.

6



Once you have said a word, **post it** in a post box, envelope or shirt pocket.

7

Cover your pictures up and **name** as many as you can remember.



ACTIVITIES & TASKS

8



Put your pictures on the **fridge**. Say the words before and after dinner.

9



Have someone **take** one picture away. **Guess** which picture is missing.

10



Fold a piece of paper each time you say a word. Make an aeroplane or a hat.

11

Drive a toy car over your pictures while you name them.

12

Say your words into a **recorder** and play them back.

13

Colour each picture as you say it.

**Guess
WHAT**

14

One person **describes** a picture, the other person has to **guess** what it is.



15

Place your pictures on the **floor**. Say the words as you **hop** from picture to picture.

16

Bring your **pictures** along in the **car** and say one each time the car stops.

17

Give your pictures to a **puppet** or stuffed animal as you say them.



TIPS

- It is often a good idea if the adult joins in with the activity. This way the child can hear a good model of the words and it may take some pressure off the child.
- If you think your child becomes too **distracted** when they play a game but still requires some motivation- **alternate** speech sound work with a motivating activity every 5-10 minutes. It may help to write/draw what is going to happen (tick when done):

• Speech Work

• Speech Work

• Game

• Game