

# Final Consonant Deletion Leaflet

## ACTIVITIES TO TRY AT HOME!

Here are some useful ideas to try with your child !

### RHYME

**Practising rhyme** is a good activity to do if your child struggles to say sounds at the end of words. You can help your child by:

- **Singing Nursery Rhymes.**
- Going through **rhyming books.**
- Putting a few toys in front of your child, saying **words** that **rhyme** with one of the **toys** and **asking** your child which toy it **sounds** like e.g. place cow, pig and horse in front of your child and say "what does worse, torse, lorse sound like? yes horse!"

### STEP IT UP



See if your child can finish a word or tell you what the last sound is, for example, "Caaaa...." "T!" or "what is the tail sound in DOG?" "G!".

If this is a bit tricky, try just identifying any sounds that are in words, for example "what sounds are in CAT?" "A!", and talk about all the sounds in them.

### MINIMAL PAIRS

Minimal pairs are words that only differ by a single sound e.g. "Bow" and "Boat, "She and Sheep". Minimal pairs are useful for including in games to help your child notice the mistake they are making and fix it while still being fun and meaningful.

You can ask your speech and language therapist for a pack of minimal pair pictures for your child's sounds if you don't have any.

# Final Consonant Deletion Leaflet


## TAIL SOUND, NO TAIL SOUND.



All of these animals have tails.



But what if the animals had NO tails? They would look really different with no tails!









If we forget to say the tail sounds on these animals, they would sound like this:

# Final Consonant Deletion Leaflet

## LISTENING FOR THE TAIL SOUND

A tail sound is an **end sound** so "beep" has **p** as a tail sound. Bee does not have a tail sound.

 <p><b>NO TAIL SOUND</b></p>			 <p><b>TAIL SOUND</b></p>
	she	sheep	
			
	bee	beep	

